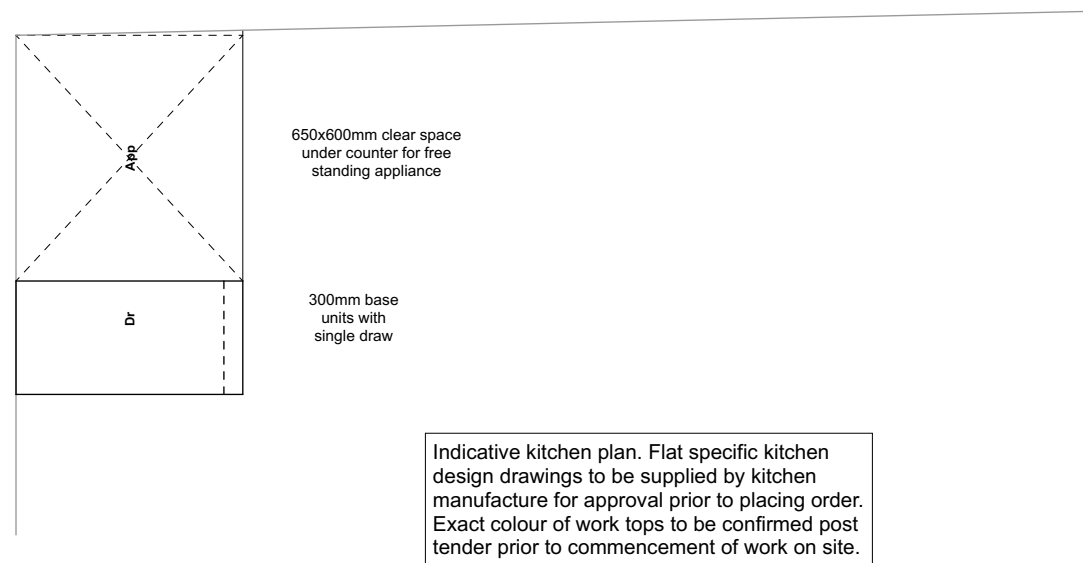


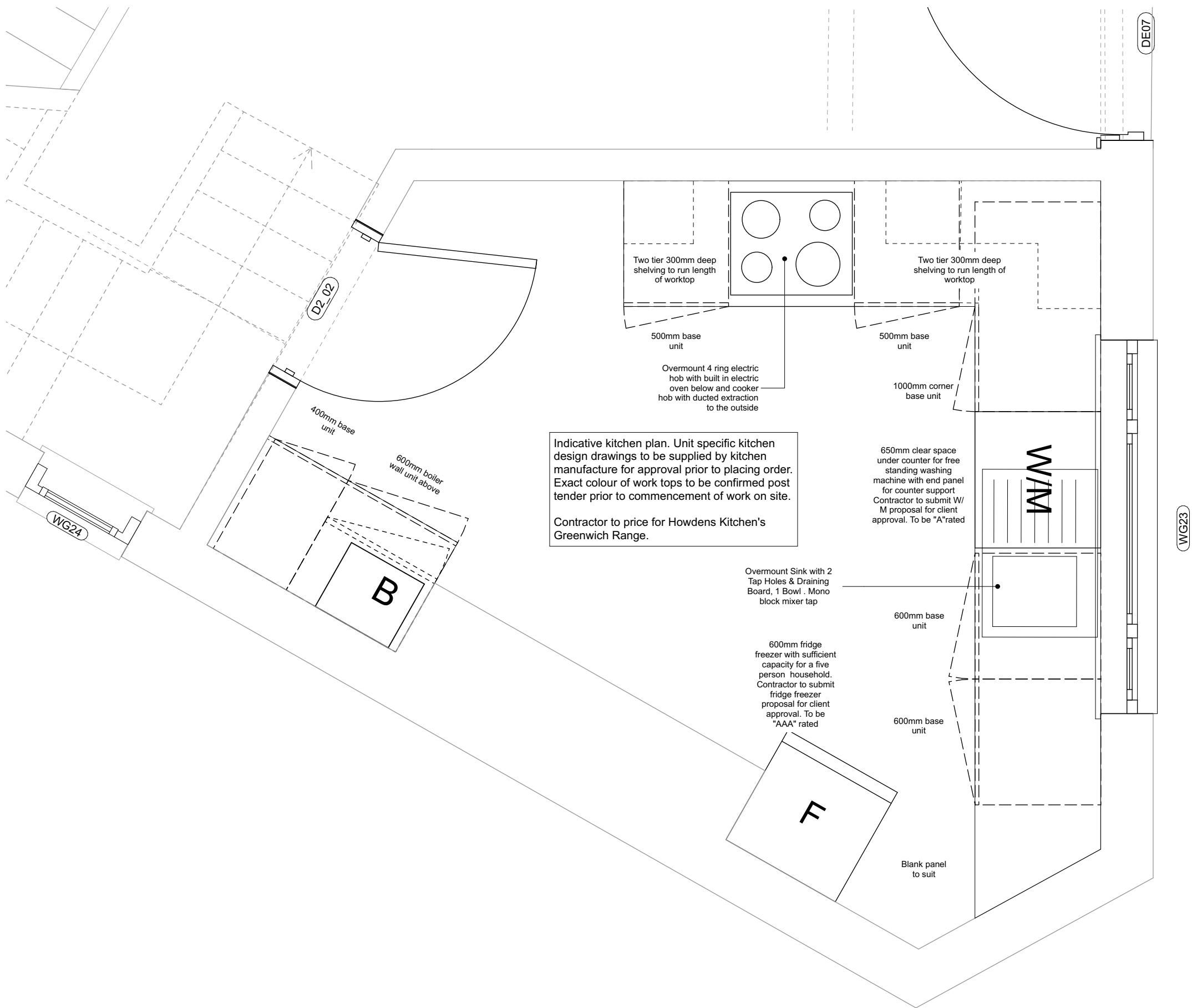
Architectural floor plan of a kitchen layout. The plan includes the following elements and annotations:

- Dimensions and Labels:**
  - Top left: 10 10
  - Top center: 90 10
  - Top right: D1\_04
  - Left side: DE08
  - Bottom left: 10 10
  - Bottom center: 10 10
  - Bottom right: 10 10
- Annotations:**
  - Two tier 300mm deep shelving units on length of 1000mm
  - 1000mm base unit with corner trim. Note: existing corner is greater than 90 degrees
  - 500mm base unit
  - 500mm base unit
  - 600mm fridge freezer with sufficient capacity for a four person household. Contractor to submit fridge freezer proposal for client approval.
  - Overmount 4 ring electric hob with built in electric oven below and cooker hob with ducted extraction to the outside
  - Indicative kitchen plan. Unit specific kitchen design drawings to be supplied by kitchen manufacturer for approval prior to placing order. Exact colour of work tops to be confirmed post tender prior to commencement of work on site. Contractor to price for Howdens Kitchen's Greenwich Range
  - Overmount Sink with 2 Tap Holes & Draining Board, 1 Bowl, Mono block mixer tap
  - 650mm clear space under counter for free standing washing machine. Contractor to submit WM proposal for client approval.
  - 400mm base unit with blank panel to end
  - 600mm boiler wall unit above
- Other Features:**
  - Stove area with four burners.
  - Refrigerator/freezer unit labeled 'F'.
  - Washing machine area labeled 'W/M'.
  - Boiler unit labeled 'B'.
  - Various door and window openings.

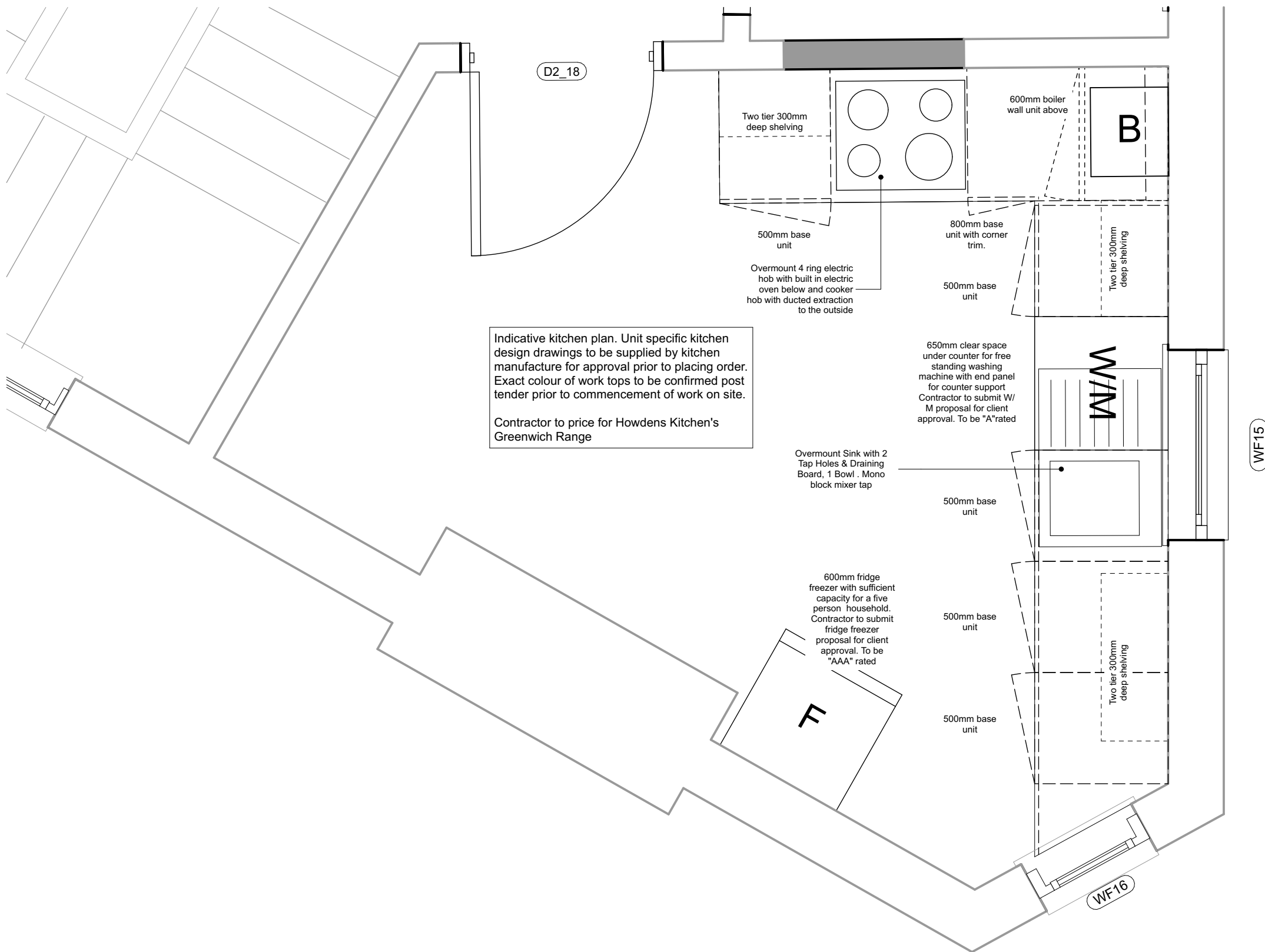
Scale: 1:20



Scale: 1:20



Scale: 1:20



Scale: 1:20

**Disclaimer:** brp architects ltd. accept no responsibility for work not undertaken fully in accordance with the contents of this drawing and related specifications. This document and its design content is copyright protected ©. It shall be read in conjunction with all other associated project information including models, specifications, schedules and related consultants documents. Do not scale from documents. All scales noted correct at original paper size. All dimensions to be checked on site. Immediately report any discrepancies, errors or omissions on this document to the originator. If in doubt ask.

**Source File:**  
 4.73.26 Action: Manager\_L1\_printer:20231017\_0wards.dwg

[illegible]